

Gibbs Street Primary School



2021 ANNUAL REPORT

Julie Fendrich – Principal

PRINCIPAL'S REPORT

It is with pleasure and pride that I present the 2021 Annual Report detailing the performance of Gibbs Street Primary School. In doing so, I acknowledge the enormous contribution of the staff, students and broader school community in developing and implementing a range of successful initiatives over the year. This report presents highlights of the school's learning environment, details of performance and a range of systematic data for your information.

Gibbs Street is an excellent school that continues to provide opportunity and challenge so that all students can continue to achieve their best.

Gibbs Street PS aims to offer every child, every opportunity, every day in order to develop each child's potential.

SCHOOL PROFILE

SCHOOL STAFF

Gibbs Street had 30 full time teaching positions. It is considered to be an experienced teaching staff.

There were 18 full time non-teaching positions, including a Manager Corporate Services, School Officer, Education Assistants, Library Officer, a School Gardener/Handyperson and Cleaners.

STAFF PROFESSIONAL DEVELOPMENT

All teaching staff attended various professional development activities:

- within scheduled School Development Days,
- during school time, released from teaching duties,
- outside of school time.

The school easily exceeded the minimum professional development requirements in 2021.

STUDENT ATTENDANCE

Overall Attendance

	Non - Aboriginal			Aboriginal			Total		
	School	Like Schools	WA Public Schools	School	Like Schools	WA Public Schools	School	Like Schools	WA Public Schools
2019	92.4%	92.9%	92.7%	77.5%	86.6%	79.5%	91.5%	92.7%	91.6%
2020	92.6%	93.4%	93.2%	88.6%	83.5%	77.6%	92.4%	93%	91.9%
2021	92.6%	92.1%	92.4%	83.6%	83.2%	76.8%	92%	91.8%	91%

Note

The 2020 attendance rates have excluded Week 7-10 of Term 1. (Covid)
Attendance rates are provided in respect of the first semester each year

The table below indicates our attendance outcomes in relation to our 2019– 2023 School Plan

Objective: 3.2 Increased percentage of students who attend school "regularly"	2019 Target 90% Actual 2019 Sem 1 69.4% Regular Attendance category	2020 Target 72% Actual 2020 Sem 1 73.5% Regular Attendance category	2021 Target 75% Actual 2021 Sem 1 73.8% Regular Attendance category
--	--	--	--

While student attendance is relatively good it will need to be continually monitored as we are currently not meeting pre-Covid targets levels. We will continue to work with families around the amount of Vacation Leave taken during the term and the importance of regular attendance at school. It has also been incorporated in to our new school plan to "Identify and implement strategies to engage students that attend less than 80%".

STUDENT PERFORMANCE

National Assessment Program Literacy and Numeracy 2021 (NAPLAN)

This nation-wide testing of Year 3 and 5 students is conducted early Term Two. It is marked externally and every student is assessed in relation to achievement of benchmarks (the minimum expected standard). The benchmark is a nationally agreed standard of performance that represents the minimum levels required for students to make adequate progress in their schooling.

It is pleasing to see that the results show Gibbs Street students are achieving expected results in all areas and compares favourably to 'Like Schools'.

After looking at this information and discussing it at a whole school level, there is a continued need for rigorous analysis of data to inform school direction.

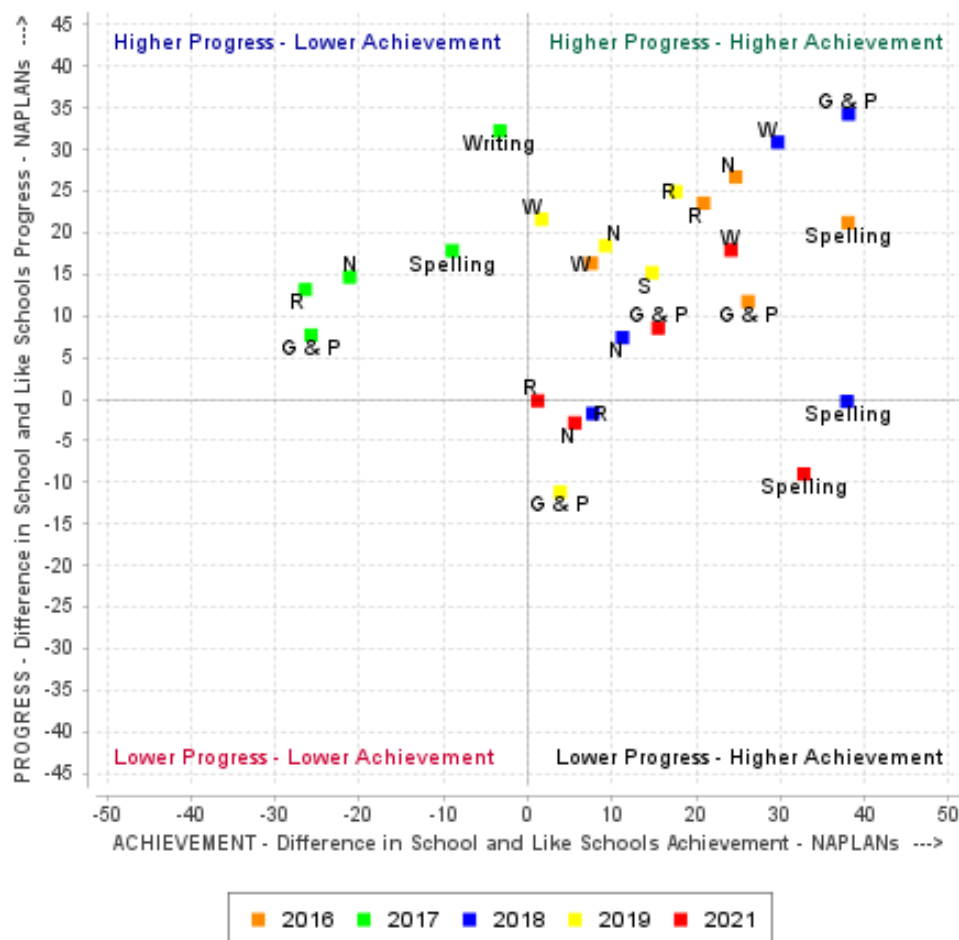
VALUE ADDING

Data is also available that enables us to measure progress (value adding) which is different to achievement (test results). We can measure 'value adding' by comparing students who were at Gibbs Street in 2019 and 2021 and various other 2-year growth groups over the years. These groups are described as **stable cohorts**.

The results for the 2021 group (2019-2021 stable cohort) all fall in the higher achievement section, with Writing, Reading and Grammar and Punctuation also fulling in the higher progress. This means between Year 3 and 5 students have shown great progress but are also achieving at high levels.

Student Progress and Achievement Compared with Like Schools

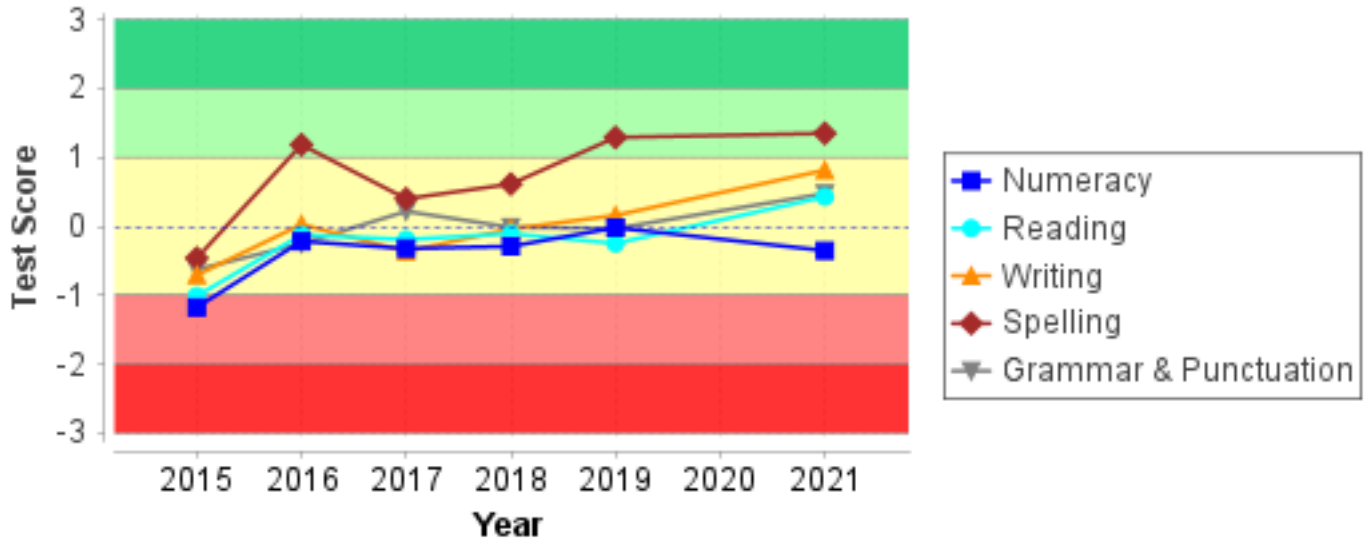
NAPLAN Year 3 to Year 5 Longitudinal




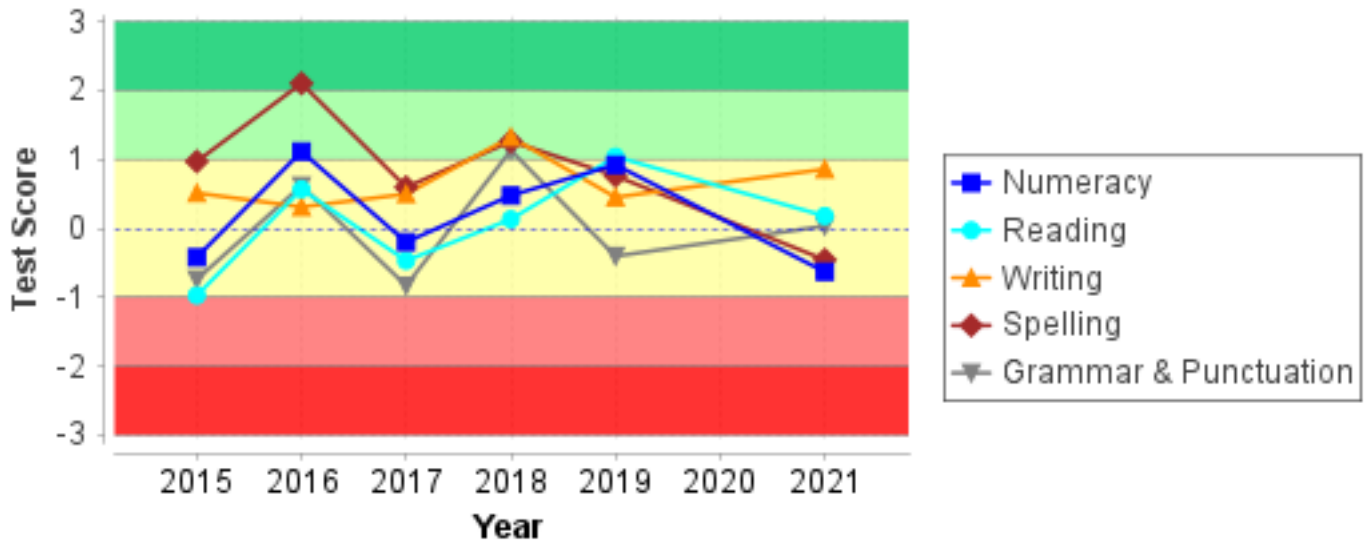
Comparative Performance Summary

Comparative Performance data indicates that Gibbs Street students performed at or above expected levels across all literacy and numeracy areas in both Year 3 and Year 5 in 2021.

Year 3 Performance



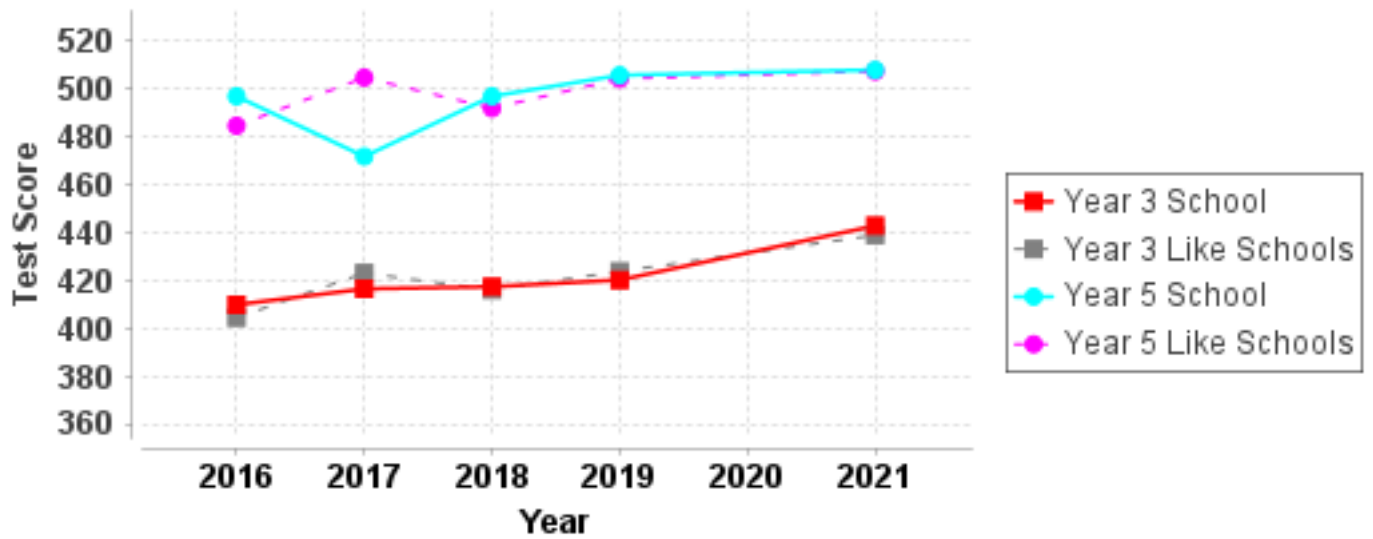
Year 5 Performance



- Above Expected** - more than one standard deviation above the predicted school
- Expected** - within one standard deviation of the predicted school mean
- Below Expected** - more than one standard deviation below the predicted school mean
- No data available or number of students is less than 6

READING

Average Reading Score

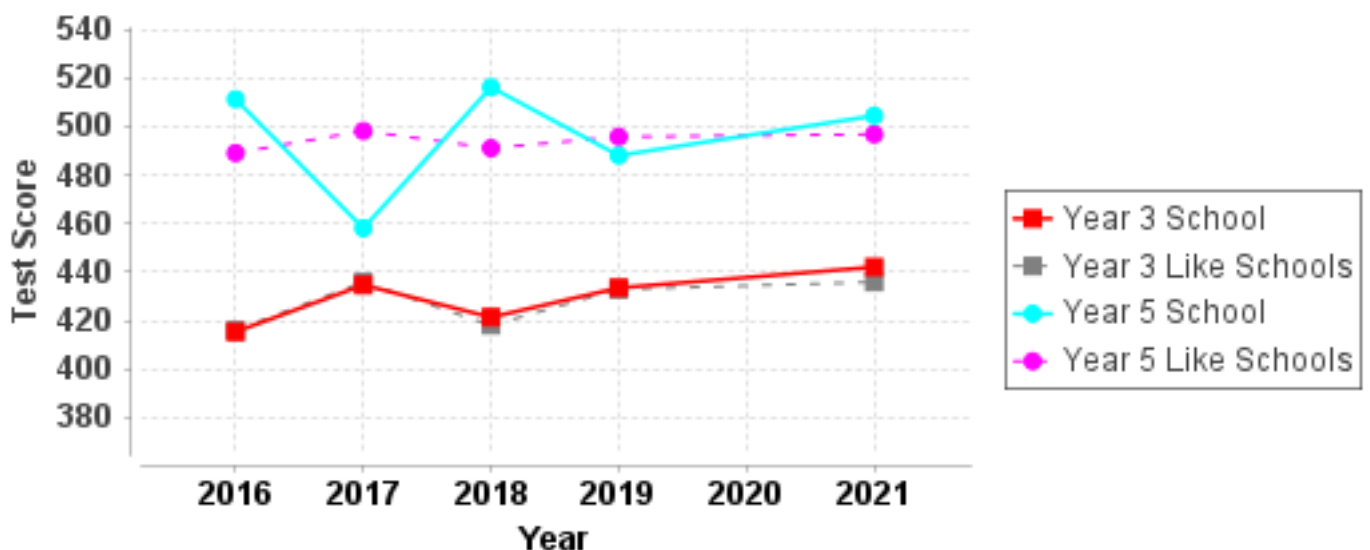


The longitudinal data above shows that Gibbs Street is performing at Like Schools (schools with similar socio-economic clientele to our own) in Reading.

Further embedding of whole school approaches to Reading across the school, along with rigorous assessment processes that are aligned to intervention strategies, needs to remain a focus.

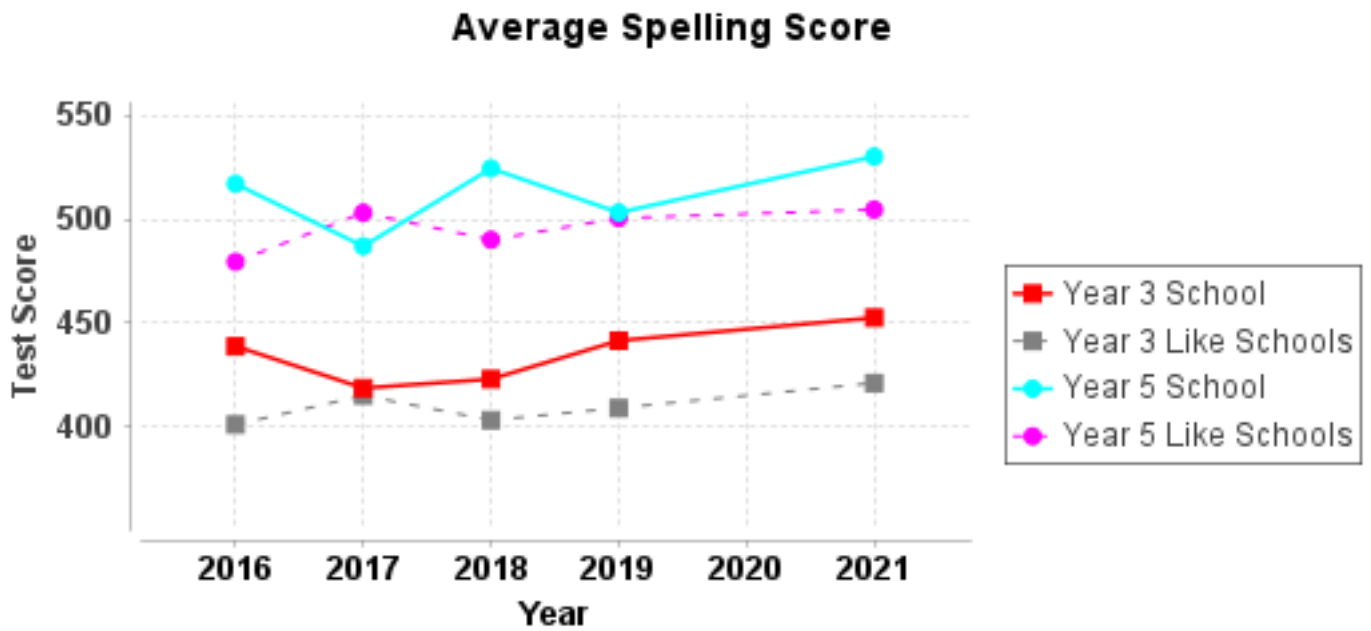
GRAMMAR AND PUNCTUATION

Average Grammar & Punctuation Score



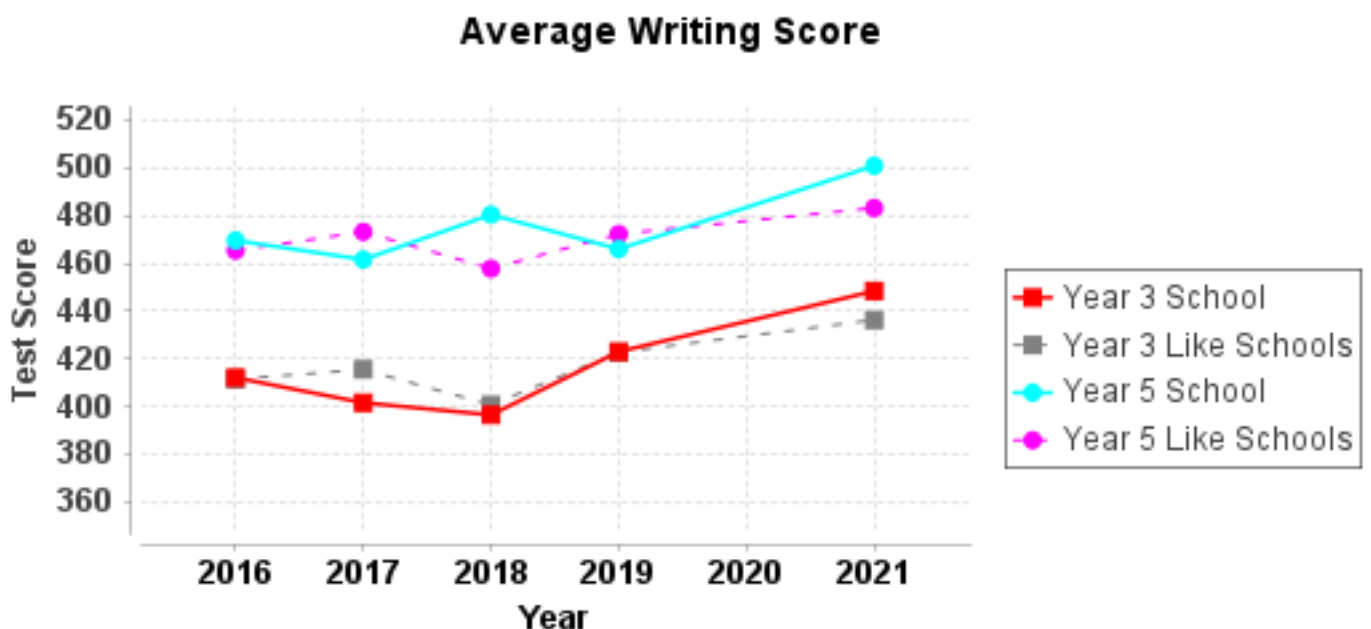
The Grammar and Punctuation assessment shows improvement in Year 3 and Year 5, with performance just above Like Schools. This is an area that will also remain as a focus across all year levels with the expectation being that specific strategies for Grammar and Punctuation will be explicitly taught across all year levels.

SPELLING



Year 3 and 5 results remain above those of Like Schools, with both year level results showing an improvement. Spelling is a priority of our English Plan, with a focus on whole-school approaches. Further work is still required to ensure the results continue to improve over time.

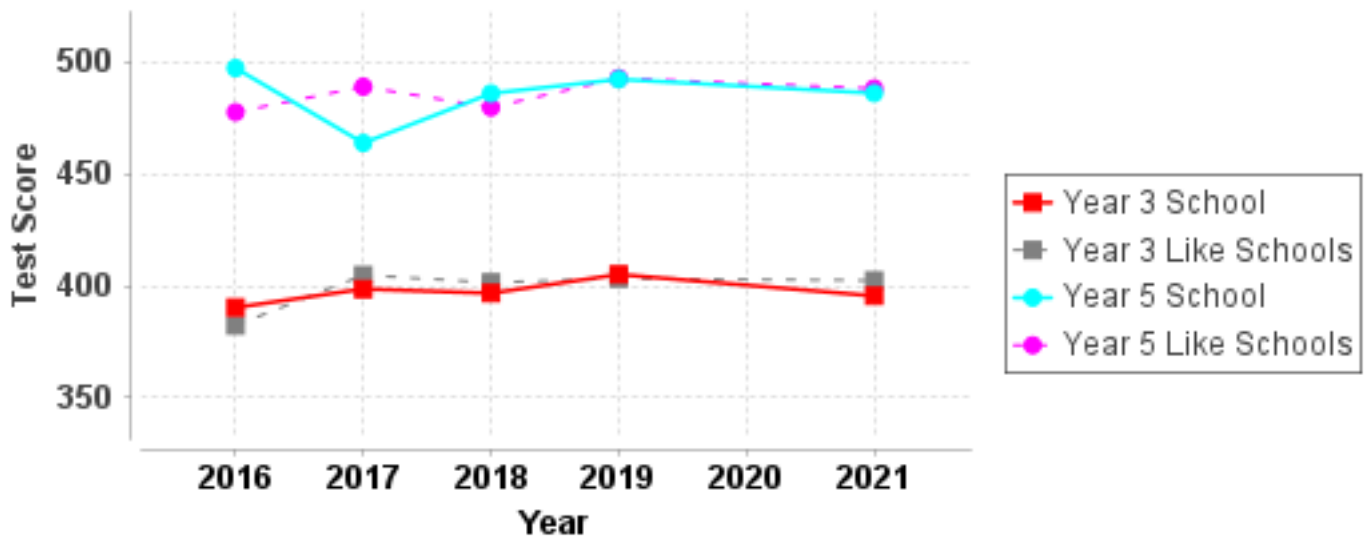
WRITING



In the Writing assessment, our students have performed above Like Schools for Year 3 and Year 5. Writing continues to be a focus at Gibbs Street, with 2021 seeing further professional development for staff in this area along with the embedding of a whole school approach with continued implementation of Talk for Writing.

NUMERACY

Average Numeracy Score



In Numeracy, our Year 3 and Year 5 students showed a slight decrease compared to Like Schools. Numeracy has been the most impacted program due to Covid. As we had implemented a new whole school approach using Prime Maths from PP to Year 6 in 2019 it had not been embedded to be supported at home. We are continuing to implement the program with a further review later in 2022.

HIGH QUALITY TEACHING

Another focus area of our School Plan is High Quality Teaching. These are measured through our Tell Them From Me survey biannually, with the last survey conducted in Dec 2021

Our progress so far is:

Objectives	Baseline Performance 2019	2021
2.1 To increase staff capacity to consistently analyse data/evidence and monitor progress towards goals and targets	Data Informs Practice 8.1	Target 8.3 Actual 8.2
2.2 Increased consistency of practices, particularly around student feedback, among teachers	Quality Feedback 7.6	Target 8.0 Actual 7.4

Our focus on these objectives are in their early days and with continued work and professional development we expect to see improvements in our survey results in 2023.

SCHOOL COMMUNITY SATISFACTION

Every second year we collect information from the school community in order to seek improvement as a school. The last survey was in 2018. The results of the survey overwhelmingly demonstrated our school community had very positive views of the school. To summarise, the top strongly rated responses were:

Parents

- *My child feels safe at this school.*
- *I can talk to my child's teachers about my concerns*
- *My child likes being at this school*
- *I would recommend this school to others*
- *Teachers at this school care about my child*

Areas for improvement and concern:

- *Student behaviour is well managed at this school*
- *This school takes parents opinions seriously*

This survey will be conducted again in 2022 as it was delayed due to Covid.

PUBLIC SCHOOL REVIEW

All WA Public Schools are reviewed every three years. Gibbs Street Primary School underwent a review in August 2019. The school's performance rating was Effective – The school demonstrates effective practice in creating the conditions required for student success.

Below is a summary of the School self-assessment validation:

School self-assessment validation

The Principal submitted a comprehensive and rigorous school self-assessment.

The following aspects are confirmed:

- Whole-staff collaboration and engagement in the analysis of a wide range of evidence informed the school's self-assessment and Electronic School Assessment Tool submission.
- Staff engaged positively and reported significant benefit from the self-assessment process.
- The succinct analysis of credible data and appropriate evidence provided a well-considered account of the school's current level of performance.
- Rigorous self-assessment processes informed the improvement agenda and demonstrated accountability for the quality of student outcomes.
- There is strong knowledge of, and alignment between, the evidence presented, the factors impacting on the conditions for student success and areas identified for improvement.
- A number of staff and parent representatives actively engaged and contributed their reflections during the school visit validation phase.
- The engagement of all staff, during the validation phase, strengthened their ownership and commitment to a sustainable school self-assessment culture.

The following recommendation is made:

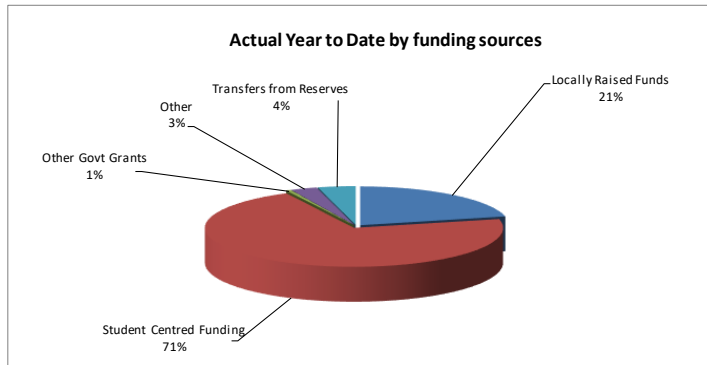
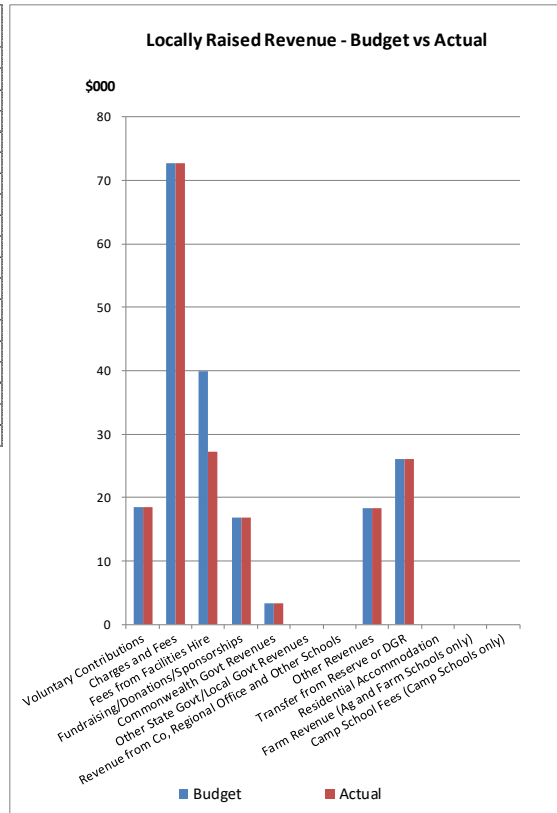
- Develop a plan that supports ongoing evidence-based reflection on the progress of the school against each of the performance domains.

The full report is available from the our website: <http://gibbsstps.wa.edu.au/>

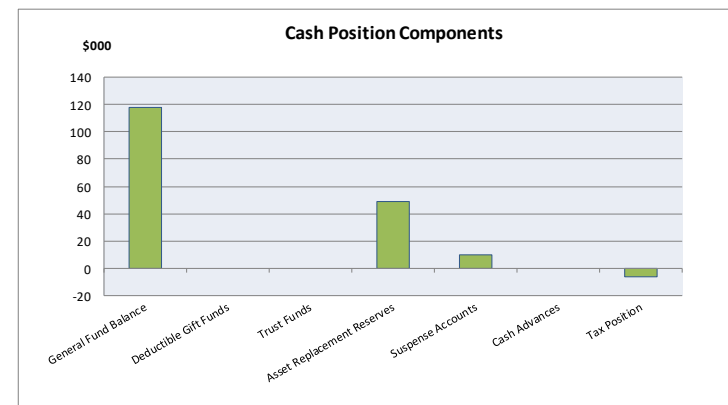
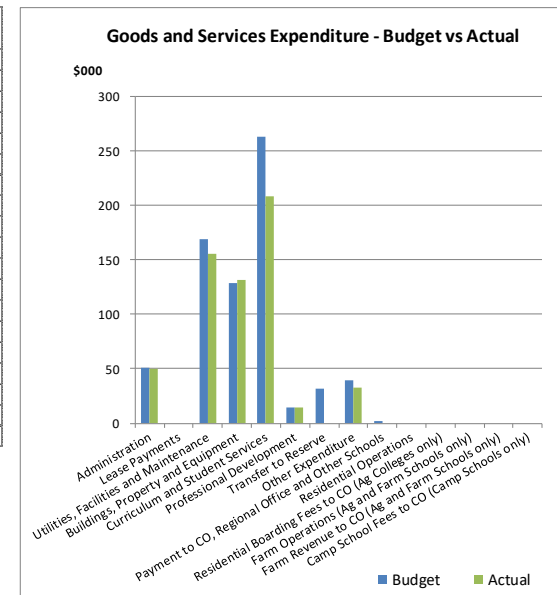
BUDGET AND FINANCE

The school Finance Committee meets to set and then regularly review the annual budget. Below is the Financial Summary from 2021.

	Revenue - Cash & Salary Allocation	Budget	Actual
1	Voluntary Contributions	\$ 18,423.00	\$ 18,422.60
2	Charges and Fees	\$ 72,789.00	\$ 72,788.32
3	Fees from Facilities Hire	\$ 40,000.00	\$ 27,273.73
4	Fundraising/Donations/Sponsorships	\$ 16,868.00	\$ 16,868.00
5	Commonwealth Govt Revenues	\$ 3,268.00	\$ 3,268.19
6	Other State Govt/Local Govt Revenues	\$ -	\$ -
7	Revenue from Co, Regional Office and Other Schools	\$ -	\$ -
8	Other Revenues	\$ 18,311.10	\$ 18,312.45
9	Transfer from Reserve or DGR	\$ 26,000.00	\$ 26,000.00
10	Residential Accommodation	\$ -	\$ -
11	Farm Revenue (Ag and Farm Schools only)	\$ -	\$ -
12	Camp School Fees (Camp Schools only)	\$ -	\$ -
	Total Locally Raised Funds	\$ 195,659.10	\$ 182,933.29
	Opening Balance	\$ 76,149.48	\$ 76,149.48
	Student Centred Funding	\$ 450,661.00	\$ 450,661.19
	Total Cash Funds Available	\$ 722,469.58	\$ 709,743.96
	Total Salary Allocation	\$ -	\$ -
	Total Funds Available	\$ 722,469.58	\$ 709,743.96



	Expenditure - Cash and Salary	Budget	Actual
1	Administration	\$ 51,174.00	\$ 50,148.24
2	Lease Payments	\$ -	\$ -
3	Utilities, Facilities and Maintenance	\$ 169,043.57	\$ 155,060.48
4	Buildings, Property and Equipment	\$ 128,517.10	\$ 131,472.88
5	Curriculum and Student Services	\$ 262,454.55	\$ 207,604.07
6	Professional Development	\$ 14,968.00	\$ 14,382.13
7	Transfer to Reserve	\$ 31,500.00	\$ -
8	Other Expenditure	\$ 39,228.00	\$ 32,912.72
9	Payment to CO, Regional Office and Other Schools	\$ 1,850.00	\$ -
10	Residential Operations	\$ -	\$ -
11	Residential Boarding Fees to CO (Ag Colleges only)	\$ -	\$ -
12	Farm Operations (Ag and Farm Schools only)	\$ -	\$ -
13	Farm Revenue to CO (Ag and Farm Schools only)	\$ -	\$ -
14	Camp School Fees to CO (Camp Schools only)	\$ -	\$ -
	Total Goods and Services Expenditure	\$ 698,735.22	\$ 591,580.52
	Total Forecast Salary Expenditure	\$ -	\$ -
	Total Expenditure	\$ 698,735.22	\$ 591,580.52
	Cash Budget Variance	\$ 23,734.36	



Bank Balance	\$ 171,003.39
Made up of:	
1 General Fund Balance	\$ 118,163.44
2 Deductible Gift Funds	\$ -
3 Trust Funds	\$ -
4 Asset Replacement Reserves	\$ 49,148.82
5 Suspense Accounts	\$ 9,854.13
6 Cash Advances	\$ -
7 Tax Position	\$ (6,163.00)
Total Bank Balance	\$ 171,003.39

CELEBRATING ACHIEVEMENTS

Parent information meetings, individual parent-teacher meetings, work-samples and semester-based summative reports are used to inform parents of their child's achievements and progress in academic, social, physical and creative skills and abilities, along with their social and emotional development.

TED ~ Treat Everyone Decently

Gibbs Street Primary has a program called TED embedded in all its classroom behaviour plans to support positive behaviour. The program teaches and promotes the core values of achieve your best, be respectful and choose safety: The values program throughout the school encourages everyone (staff and students) to Treat Everyone Decently. The teachers explicitly teach the expected behaviours to promote positive interpersonal skills. Every 3 weeks the classroom role model for the Value is recognised at a school assembly.

SHARE Program

The SHARE program (School Home Advancement of Reading Education) continued, although modified, in 2020. This Program, which has now become part of the School's culture, is designed to offer parents the opportunity to be given guided support in assisting their children at home. It continues to provide literacy support for parents of children in Years 1 as they begin and work through the Early Reading Program.

Meetings for parents were held once a week. All participants were presented with a certificate acknowledging their contribution made to their child's education at the final meeting.

BEFORE SCHOOL READING CLUB

The school ran a very successful Before School Reading program for students. It provided the opportunity for students to read to an adult and have a healthy breakfast each morning. It proved to be very successful and will continue 5 days a week in 2022.

MUSIC

The school music program enables many students to have access to a specialist music program. Part of this program includes a school choir, involving senior students and an instrumental program. The instrumental program is for selected students from Years 5-6. Specialist instrumental teachers visit the school on a weekly basis to conduct lessons.

SCIENCE

Gibbs Street Primary School continued to engage a Science specialist teacher in 2018. Science has become an important focus for students and provides them with a great inquiry skill set for the future. This program is also continuing to ensure that our students are engaged in all aspects of the Science curriculum.

TECHNOLOGY

The school engaged a Technology specialist teacher in 2018. With the national focus on STEM, technology has become an important part of the curriculum. This program is also continuing to ensure that our students are competent in the use of technology.

LANGUAGE - Indonesian

Indonesian in the Language Other Than English (LOTE) taught at Gibbs Street by our specialist LOTE Teacher. All Year 3 to 6 students take part in the language program.

SUSTAINABILITY PROGRAM

Gibbs Street Primary School is a proud member of the Australian Sustainable Schools Initiative WA (AuSSi-WA). Being Water-Wise and Waste-Wise we aim to promote, model and encourage our students in their understanding of Sustainability through the learning areas.

PHYSICAL EDUCATION

Physical Education is taught by our specialist Physical Education Teacher. In the early years, the focus is on developing essential fundamental movement skills in a fun, safe environment. As our students progress through to the upper years, they develop these along with effective game strategies through modified sports.

At Gibbs Street we are pleased to be involved with a number of community initiatives including the Eagles Cup (AFL), Dockers Cup (female AFL), Fever Cup (Netball), Interschool Soccer as well as our involvement in the Canning-Woodloes Sports Association (Athletics, Cross Country, Lightning Carnivals).

SCHOOL COUNCIL

Council members have had a very successful year assisting and supporting the school in many ways. School Council thanks all parents/carers and community members for their ongoing support.

P&C ASSOCIATION

The Parents and Citizens Association has been consistently working behind the scenes to improve the school environment. The support we receive from families, teachers and the local community is invaluable. Without this support many of the fundraisers we hold during the year would not be possible or as successful as they have been.

Furthermore, the staff and volunteers who run the canteen, uniform shop and school banking program continue to provide a fantastic service to the school.

CONCLUSION

The 2021 Annual Report presents information to the Gibbs Street PS school community about many aspects of our school's purpose, beliefs and operation, and includes examples of data collected, analysis and recommendations.

We have many reasons to believe 2022 will be a fantastic year at Gibbs Street PS. We look forward to celebrating our successes and moving forward positively.

Julie Fendrich
Principal